

## **SUPPORTING DOCUMENTS**

### **2.3.2 Teachers use ICT enabled tools for effective teaching-learning process**

## INDEX

1	<b>ICT TOOLS USED BY TEACHERS IN OFFLINE AND ONLINE MODE</b>
2	<b>E-ASSIGNMENTS AND TESTS ARE CONDUCTED REGULARLY FOR INTERNAL ASSESSMENT</b>
3	<b>DIGITAL TOOLS USED BY DISCIPLINE SPECIFIC COURSES</b>
4	<b>LIVE AND INTERACTIVE LECTURES, TALKS, CONFERENCES AND WEBINARS</b>
5	<b>G-SUITE AND GOOGLE APP WORKSHOP</b>
6	<b>LIBRARY &amp; e-RESOURCES CENTRE</b>
7	<b>COMPUTER LABORATORY</b>
8	<b>AUTHORIZATION LETTER FOR N-LIST</b>
9	<b>DELNET MEMBERSHIP</b>
11	<b>E-CONTENT CREATED BY TEACHERS IN DIGITAL REPOSITORIES</b>

**LINK for ONLINE LIBRARY <http://knclibrary.saraswatilib.com/>**

**LINK for ICT INFRASTRUCTURE**

**[https://www.knc.edu.in/document/NAAC/4.3.1\\_Additional-Information.pdf](https://www.knc.edu.in/document/NAAC/4.3.1_Additional-Information.pdf)**

## **ICT TOOLS USED BY TEACHERS IN OFFLINE AND ONLINE MODE**

**OFFLINE MODE:** Projector and laptops/computers are used by teachers for making Power Point Presentation. Audio-visual equipments are used for talks and lectures. Online Reference Material, e-Resources etc. are accessed from SWAYAM, Egyankosh, e-PG Pathshala, ILLD Material, jstor etc.

### **TEACHER AND STUDENTS USING COMPUTER**



## CONCEPT VISUALIZATION USING INTERNET AND PROJECTORS

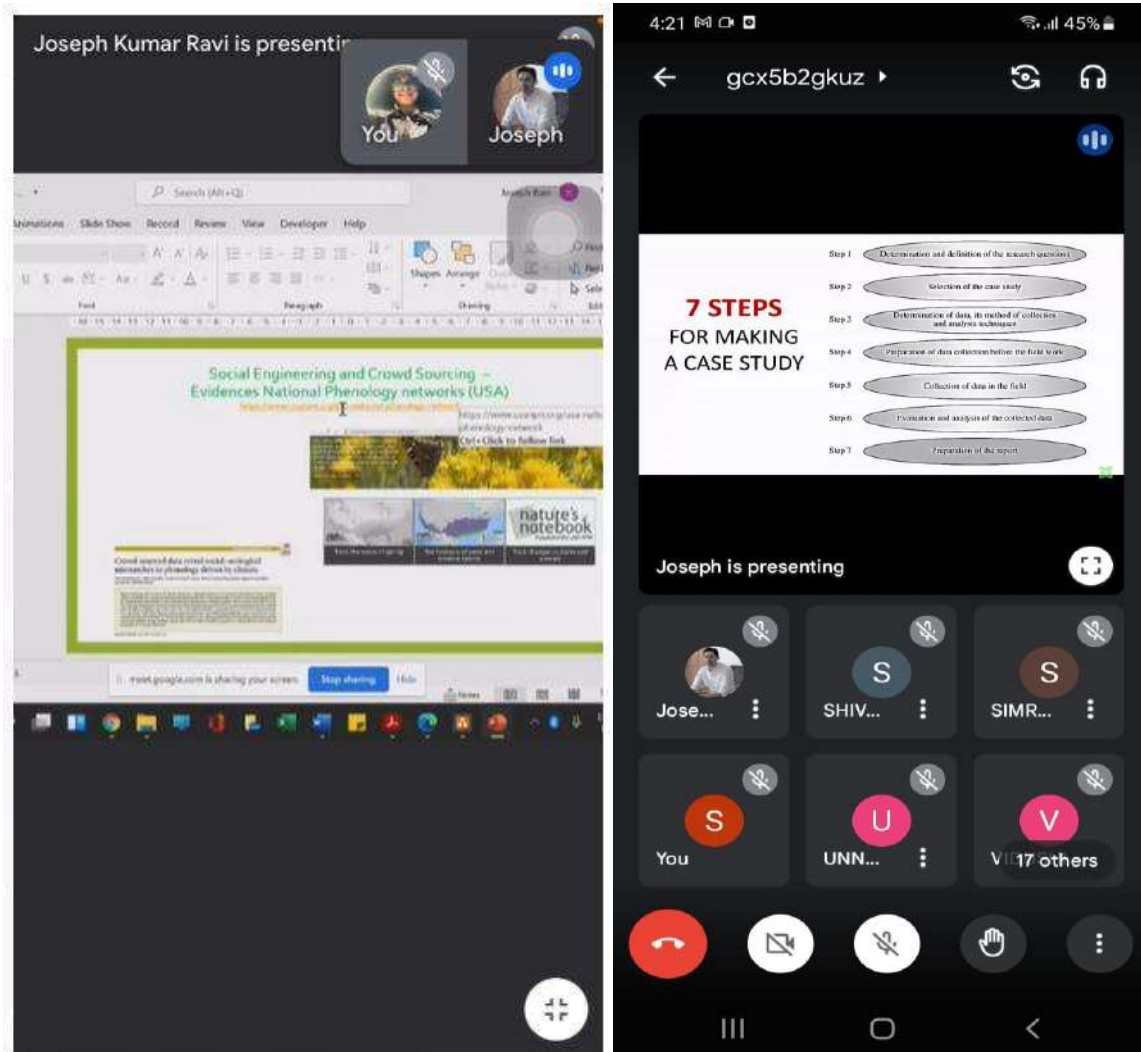


## STUDENTS LEARN TO USE ICT FOR MAKING PRESENTATIONS



**ONLINE MODE:** For live and interactive classes the teachers use G-Suite (Google Workspace)-includes email addresses with institutional domain name, video and voice calls, collaborative documents, spreadsheets, presentations, calendars, digital board, storage etc. Teachers use these to plan and deliver lectures, share e-notes, reading material, e-books, YouTube content, tests assignments etc.

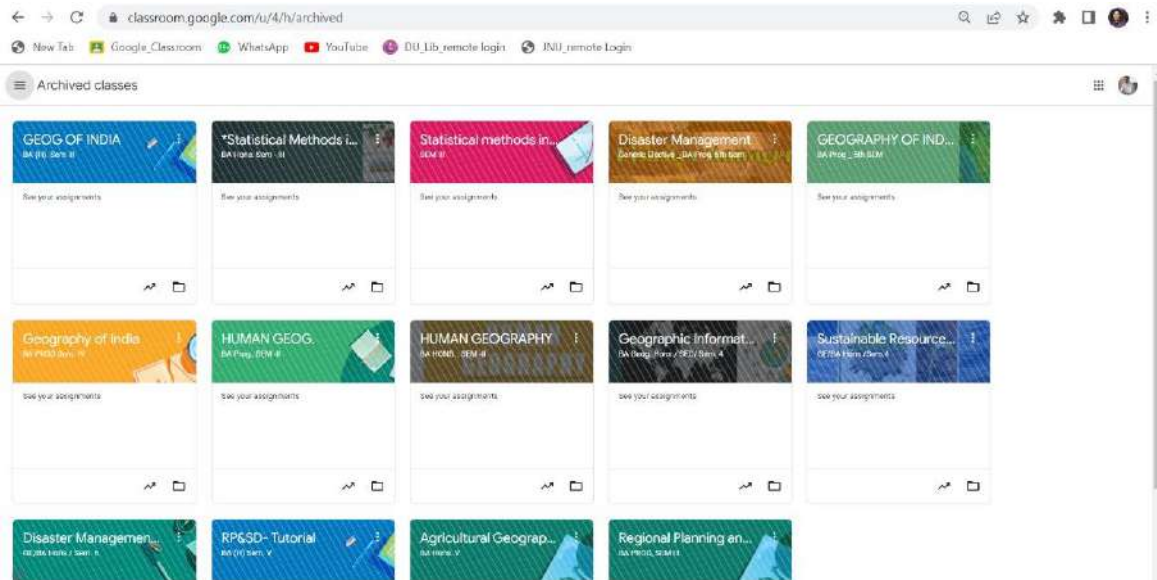
### PPT SLIDES USED DURING ONLINE CLASS.



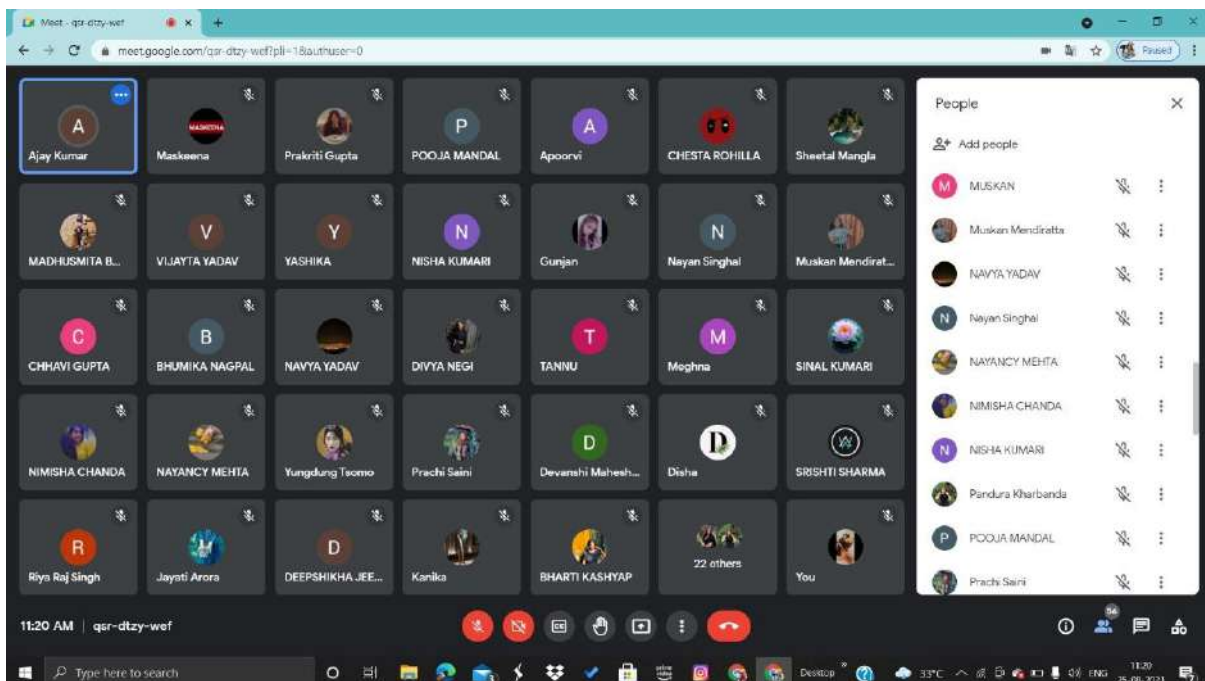


# ORGANIZED CLASSES AND RESOURCES IN GOOGLE CLASSROOM

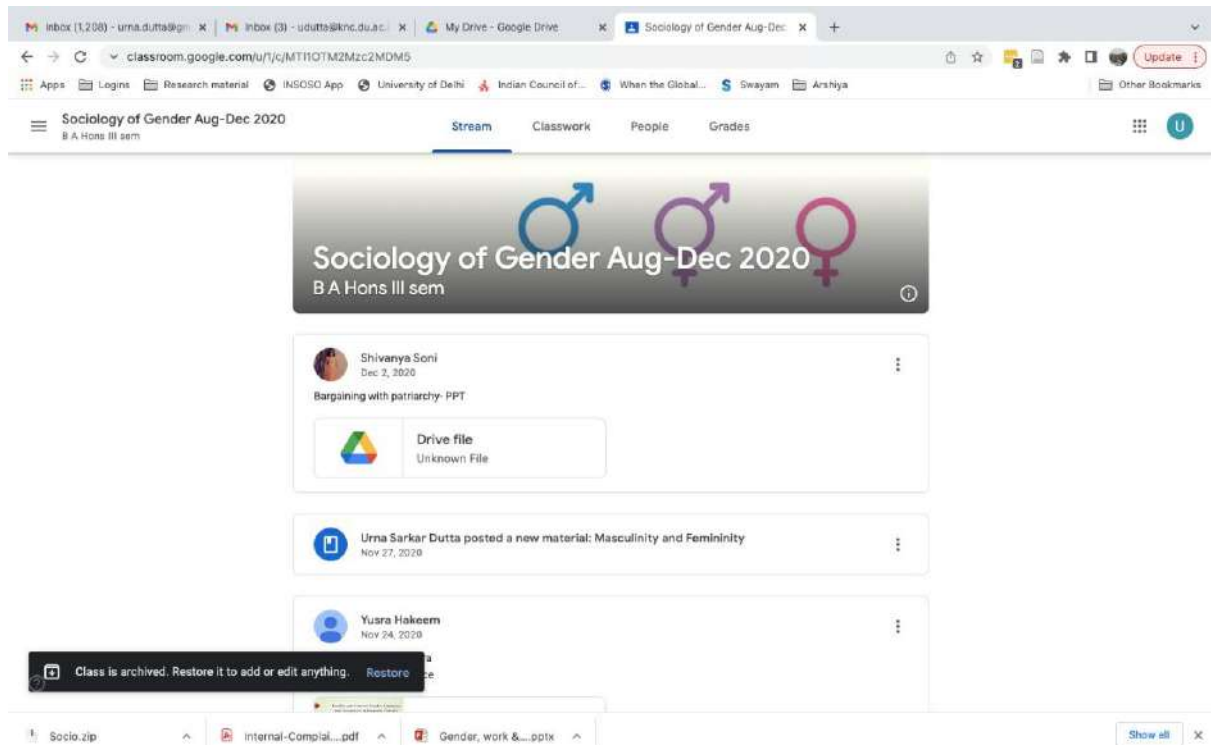
(ARCHIVED CLASSES; REPOSITORY OF LEARNING RESOURCES)



## Monitoring Attendance and Regularity in the classes



# NOTIFICATIONS AND ANNOUNCEMENTS TO THE STUDENTS IN GOOGLE CLASSROOM



## E-NOTES SHARED BY TEACHER

### Coding

Having 'cleaned' the data, the next step is to code it. The method of coding is largely dictated by two considerations:

1. the way a variable has been measured (measurement scale) in your research instrument (e.g. if a response to a question is descriptive, categorical or quantitative);
2. the way you want to communicate the findings about a variable to your readers.

For coding, the first level of distinction is whether a set of data is qualitative or quantitative in nature. For qualitative data a further distinction is whether the information is descriptive in nature (e.g. a description of a service to a community, a case history) or is generated through discrete qualitative categories. For example, the following information about a respondent is in discrete qualitative categories: income – above average, average, below average; gender – male, female; religion – Christian, Hindu, Muslim, Buddhist, etc.; or attitude towards an issue – strongly favourable, favourable, uncertain, unfavourable, strongly unfavourable. Each of these variables is measured either on a nominal scale or an ordinal scale.

Some of them could also have been measured on a ratio scale or an interval scale. For example, income can be measured in dollars (ratio scale), or an attitude towards an issue can be measured on an interval or a ratio scale.

The way of coding depends upon the measurement scale used in the measurement of a variable and whether a question is open-ended or closed.

In addition, the types of statistical procedures that can be applied to a set of information to a large extent depend upon the measurement scale on which a

Having identified the main themes, there are three ways that you can deal with them: (1) you can examine verbatim responses and integrate them with the text of your report to either support or contradict your argument; (2) you can assign a code to each theme and count how frequently each has occurred; and (3) you can combine both methods to communicate your findings. This is your choice, and it is based on your impression of the preference of your readers.

For coding quantitative and qualitative data in quantitative studies you need to go through the following steps:

Step I. developing a code book;

Step II. pre-testing the code book;

Step III. coding the data;

Step IV. verifying the coded data.

**Step I. A code book** provides a set of rules for assigning numerical values to answers obtained from respondents. Example, lists some questions taken from a questionnaire used in a survey conducted by the author to ascertain the impact of occupational redeployment on an individual. The questions selected should be sufficient to serve as a prototype for developing a code book, as they cover the various issues involved in the process.

**Step II: Pre-testing the code book**

Once a code book is designed, it is important to pre-test it for any problems before you code your data. A pre-test involves selecting a few questionnaires/interview schedules and actually coding the responses to ascertain any problems in coding. It is possible that you may not have provided for some responses and therefore will be unable to code them. Change your **Step III: Coding the data**





## ASSESSMENT OF BOOK REVIEW SUBMITTED BY STUDENTS

**Sociology of Gender Aug-Dec 2020**  
B A Hons III sem

Return 10 points

**Book review on Seeing like a feminist, Nivedita Menon**

0 Turned in | 0 Assigned | 57 Graded

All

Student Name	Score
Aashi Cha...	6
Aditi Singh	8
Ananya Di...	9
Anushka ...	6
Areeba Sh...	5.5

Class is archived. Restore it to add or edit anything. Restore

## ONLINE ASSIGNMENT FOR STUDENTS

**Sociological Thinkers 1; Aug-Dec 2021**  
B A Hons LOCF V Sem

Stream Classwork People Grades

**Sociological Thinkers 1; Aug-Dec 2021**  
B A Hons LOCF V Sem

Urna Sarkar Dutta posted a new assignment: Assignment on Marx Due Nov 16, 2021

Posted Nov 16, 2021

Examine the relationship of wage labour capital in Marx's work on capitalism

0 Turned in | 49 Assigned | 5 Returned

It is optional for students to write and upload this assignment

1 class comment

Shivanya Soni Nov 16, 2021 Submitted.

Class is archived. Restore it to add or edit anything. Restore

## ONLINE GROUP PRESENTATION BY STUDENTS

Kamala Nehru College - Calendr... Meet - HTML SEM 3 MATHS

meet.google.com/jdr-zpkv-wor?authuser=0

ANVITA AGARWAL is presenting

**Getting started with HTML**

Group Members:

1. Anvita Agarwal
2. Prabhleen Kaur
3. Yogita
4. Geetika Gautam

3:41 PM | HTML SEM 3 MATHS PRACTICAL

ANVITA AGARWAL, GEETIKA GAUTAM, PRINCY MITTAL, PRAHLEEN KAUR, YOGITA, 22 others, You

This screenshot shows a Google Meet interface. The main window displays a presentation slide with the title "Getting started with HTML" in yellow and white text on a dark blue background with digital code. Below the title, it lists the group members: Anvita Agarwal, Prabhleen Kaur, Yogita, and Geetika Gautam. The right sidebar shows a grid of participant avatars, including Anvita Agarwal, Geetika Gautam, Princy Mittal, Prabhleen Kaur, Yogita, and a "You" tile. The bottom status bar indicates the time is 3:41 PM and the session is "HTML SEM 3 MATHS PRACTICAL".

Kamala Nehru College - Calendr... Meet - BA PROG SEM 3 CAS

meet.google.com/fba-ifst-gns?authuser=0

KHUSHI KUMARI is presenting

**TEAM MEMBERS**

Khushi kumari, Rijul Mehar, Sakshi Jaiswal

12:13 PM | BA PROG SEM 3 CAS

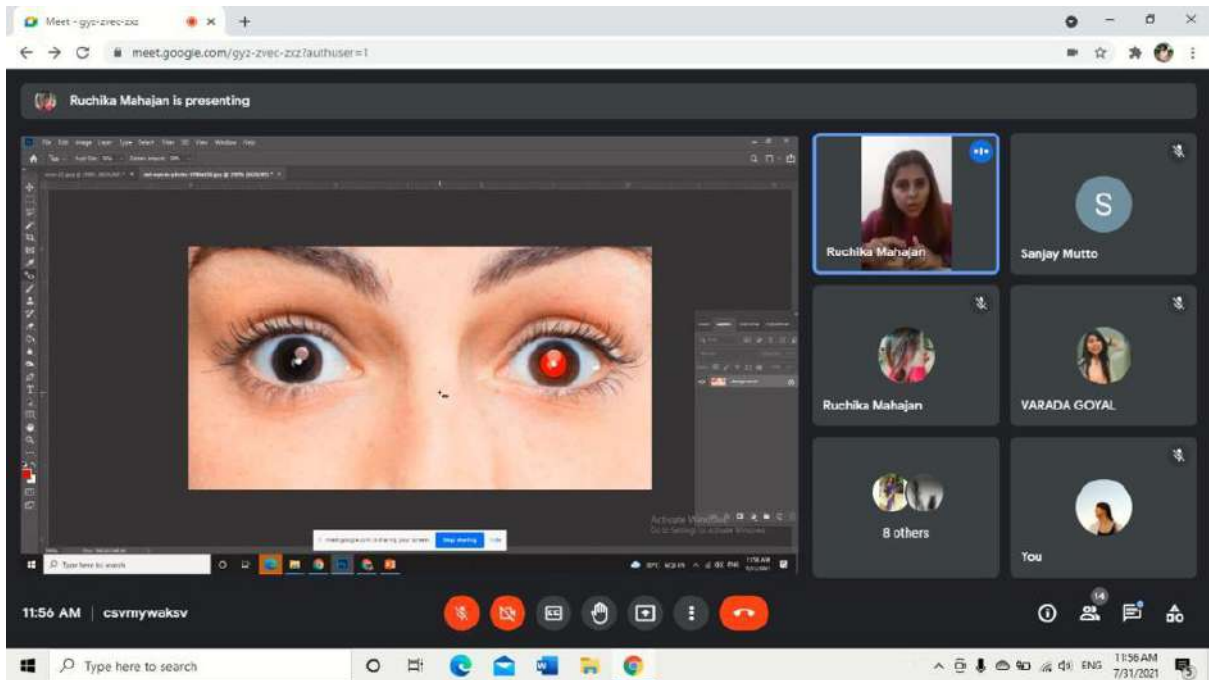
KHUSHI KUMARI, SAKSHI JAISWAL, TWINKLE, BHUMIKA DIXIT, VASHITA BHARADWAJ, VANEE MOHLA, 8 others, You

This screenshot shows a Google Meet interface. The main window displays a presentation slide with the title "TEAM MEMBERS" in a hand-drawn style. Below the title, there are three portrait photos of the team members: Khushi kumari, Rijul Mehar, and Sakshi Jaiswal. The right sidebar shows a grid of participant avatars, including Khushi Kumari, Sakshi Jaiswal, Twinkle, Bhumika Dixit, Vashita Bharadwaj, Vanee Mohla, and a "You" tile. The bottom status bar indicates the time is 12:13 PM and the session is "BA PROG SEM 3 CAS".

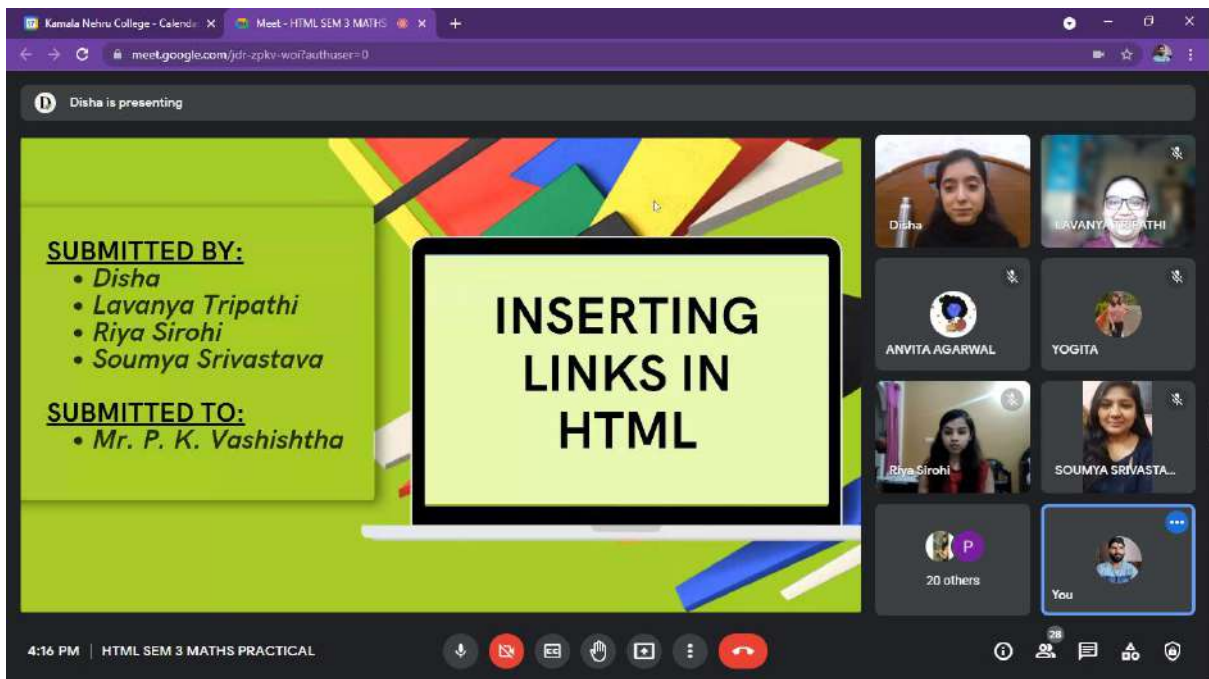




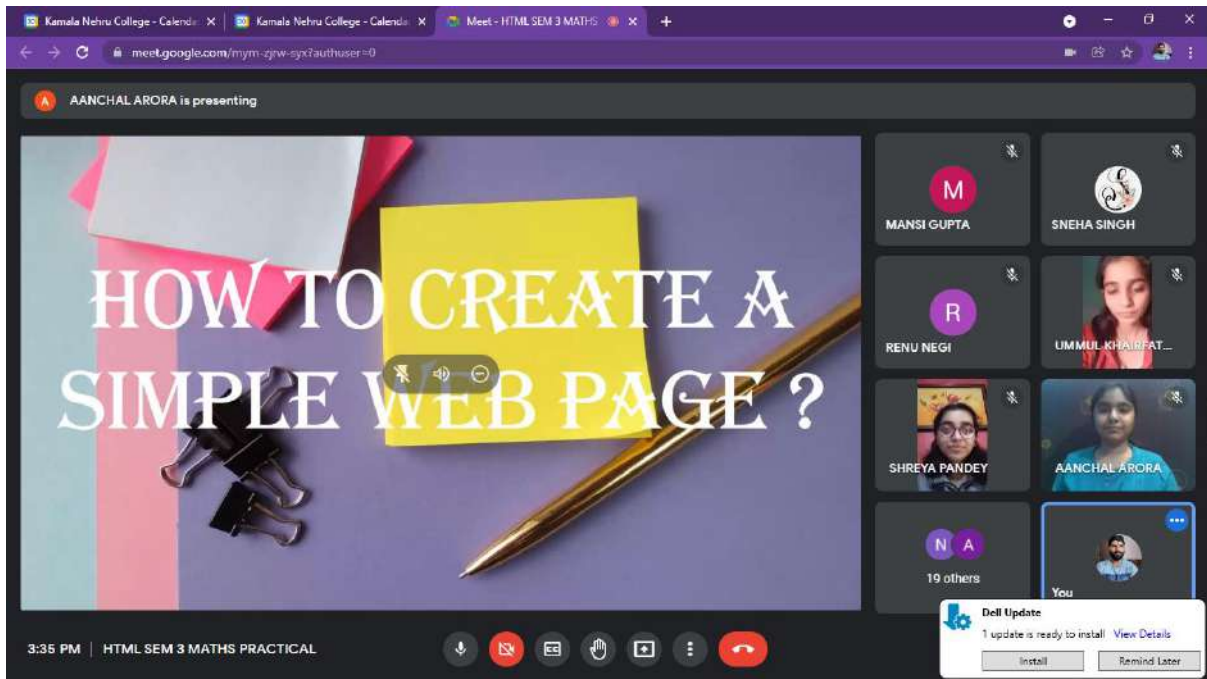
## Adobe Photoshop (Dept. of Journalism)



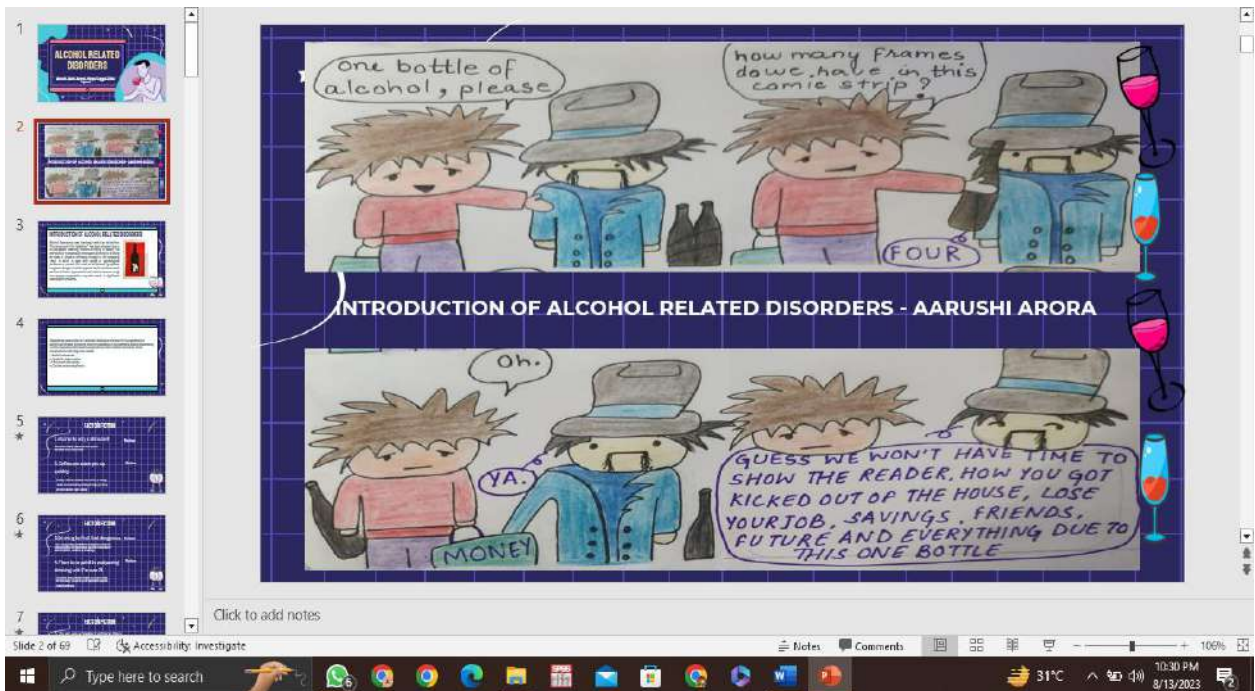
## HTML –Department of Mathematics



## Creation of Webpages- Dept.of Mathematics



## Art Integration in Presentation: Dept. of Psychology

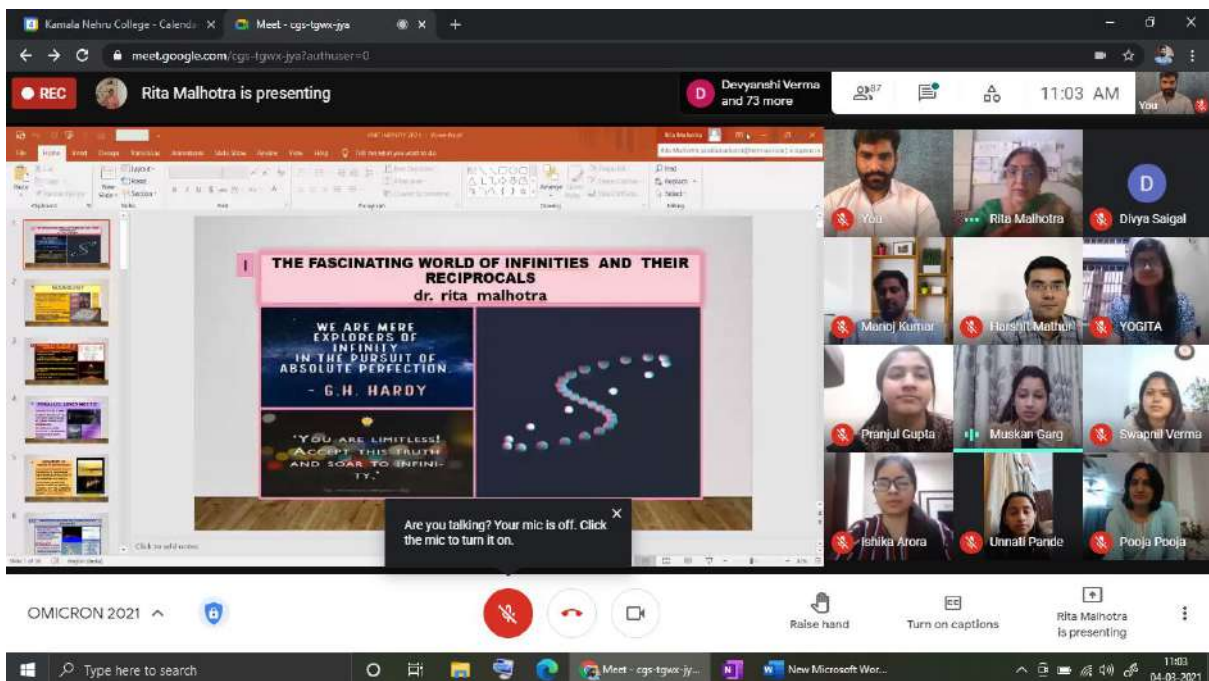
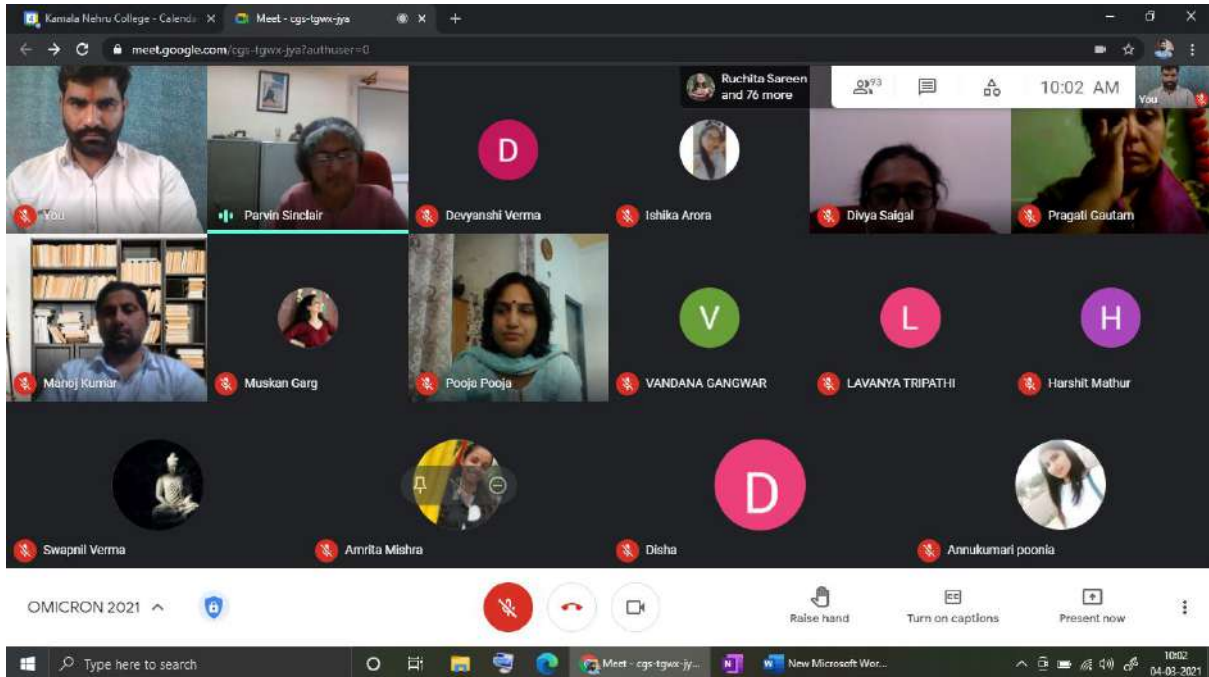




## LIVE AND INTERACTIVE LECTURES, TALKS, CONFERENCES AND WEBINARS

The College has subscribed to Zoom Online Platform for holding the above activities which teachers use effectively for the promotion of teaching-learning.

### PARTICIPANTS IN A WEBINAR



## **LIBRARY & e-RESOURCES CENTRE**

**The College has well-equipped infrastructure for facilitating the use of ICT for teaching and learning.**





## COMPUTER LABORATORY



To,  
INFLIBNET Centre  
Infocity, Opp. DAIICT  
Gandhinagar-382007  
Gujarat

Date: 15-02-2021

**Authorization letter of college administrator for N-LIST**

Dear Sir,

I hereby authorise Dr. Suman Arora Designation Librarian Department Library, as college administrator for NLIST. She is authorised to create user IDs and Passwords for faculties, staffs and students of the college. Her e-mail ID and phone number is as below.

E-mail ID: librarianknc.edu.in@gmail.com  
Phone: 9891942234

With regards,

Signature.....

(Principal)



**DELNET**  
*Developing Library Network*  
*New Delhi*  
*www.delnet.in*

## *Certificate of Membership*

This certifies that

***Kamala Nehru College***  
***New Delhi***

is an Institutional Member of

***DELNET – Developing Library Network***

and is entitled to all benefits and privileges pertaining thereto.

Membership Number *IM – 5856* has been renewed and next  
renewal is due on July 9, 2022



***Date of Issue: September 2, 2021***

Dr. Sangeeta Kaul  
Director  
DELNET, New Delhi



## E-CONTENT CREATED BY TEACHERS IN DIGITAL REPOSITORIES

Sl . N o.	Name of the teacher	Title of the paper/article	Name of the program	Name of the organisation	Month and year	Weblink of the e content
1	Vinita Malik	Unit 4:'European Voyages of Discovery'(15t h and 16th centuries)	IGNOU history courses: BAHIH(B .A. Hons.Hist ory)Cours es BHIC- 106 paper :Rise of Modern West-I semester 3.	egyankosh: IGNOU Self Learning Material (SLM). School of Social Sciences	Jun-21	<a href="http://egyankosh.ac.in/handle/123456789/1">http://egyankosh.ac.in/handle/123456789/1</a>
2	Dr Archana Prasad	Contribution to Indian Sociology	Online lecture. live telecast on VYAS channel	CEC- GURUKUI/E DUSAT	Jan-21	<a href="https://www.youtube.com/watch?v=-9FJZedYhHI&amp;list=PLNsppmbLKJ8IGDTeikS60_KDetWovfeQ&amp;index=29">https://www.youtube.com/watch?v=-9FJZedYhHI&amp;list=PLNsppmbLKJ8IGDTeikS60_KDetWovfeQ&amp;index=29</a>

3	Dr Archana Prasad	Caude Levi-Strauss (Incest Avoidance & Rules of Exogamy)	Online lecture. live telecast on VYAS channel	CEC-GURUKUI/E DUSAT	Febraury 2021	<a href="https://www.youtube.com/watch?v=GQjssDPWgw&amp;list=PLNsppmbLKJ8IGD TeikS60_KDetWovfeQ&amp;index=39">https://www.youtube.com/watch?v=GQjssDPWgw&amp;list=PLNsppmbLKJ8IGD TeikS60_KDetWovfeQ&amp;index=39</a>
4	Dr Archana Prasad	Radha Kamal (R.K.) Mukerjee Life & Work	Online lecture. live telecast on VYAS channel	CEC-GURUKUI/E DUSAT	Mar-21	<a href="https://www.youtube.com/watch?v=8NHR Ewfb1bs&amp;list=PLNsppmbLKJ8IGD TeikS60_KDetWovfeQ&amp;index=44">https://www.youtube.com/watch?v=8NHR Ewfb1bs&amp;list=PLNsppmbLKJ8IGD TeikS60_KDetWovfeQ&amp;index=44</a>
5	Dr Archana Prasad	R. K. Mukherjee - The Theory of Social Values	Online lecture. live telecast on VYAS channel	CEC-GURUKUI/E DUSAT	Apr-21	<a href="https://www.youtube.com/watch?v=syieV eB_rAU&amp;list=PLNsppmbLKJ8IGD TeikS60_KDetWovfeQ&amp;index=46">https://www.youtube.com/watch?v=syieV eB_rAU&amp;list=PLNsppmbLKJ8IGD TeikS60_KDetWovfeQ&amp;index=46</a>
6	Dr Archana Prasad	A.R. DESAI (1915-1994) Contribution to Indian Sociology	Online lecture. live telecast on VYAS channel	CEC-GURUKUI/E DUSAT	Jul-21	<a href="https://www.youtube.com/watch?v=q1NY4XDSGH0&amp;list=PLNsppmbLKJ8IGD TeikS60_KDetWovfeQ&amp;index=49">https://www.youtube.com/watch?v=q1NY4XDSGH0&amp;list=PLNsppmbLKJ8IGD TeikS60_KDetWovfeQ&amp;index=49</a>

7	Dr Archana Prasad	New Family Forms	Online lecture. live telecast on VYAS channel	CEC-GURUKUI/E DUSAT	Aug-21	<a href="https://www.youtube.com/watch?v=CS9Q0ApaVso&amp;list=PLNsppmbLKJ8IGD TeikS60 KDetWovfeQ&amp;index=55">https://www.youtube.com/watch?v=CS9Q0ApaVso&amp;list=PLNsppmbLKJ8IGD TeikS60 KDetWovfeQ&amp;index=55</a>
8	Dr Archana Prasad	Yogendra Singh (1932-2020) : Contribution to Indian Sociology	Online lecture. live telecast on VYAS channel	CEC-GURUKUI/E DUSAT	Sep-21	<a href="https://www.youtube.com/watch?v=1I-p_t84muw&amp;list=PLNsppmbLKJ8IGD TeikS60 KDetWovfeQ&amp;index=58">https://www.youtube.com/watch?v=1I-p_t84muw&amp;list=PLNsppmbLKJ8IGD TeikS60 KDetWovfeQ&amp;index=58</a>
9	Dr. Robert Mizo	Electoral Systems: Definition, Procedures, and Types of Election System	BA (H) Political Science, 4th Semester	University of Delhi, School of Open Learning	May, 2021	<a href="https://web.sol.du.ac.in/info/ba-hons-political-science-semester-iv">https://web.sol.du.ac.in/info/ba-hons-political-science-semester-iv</a>