

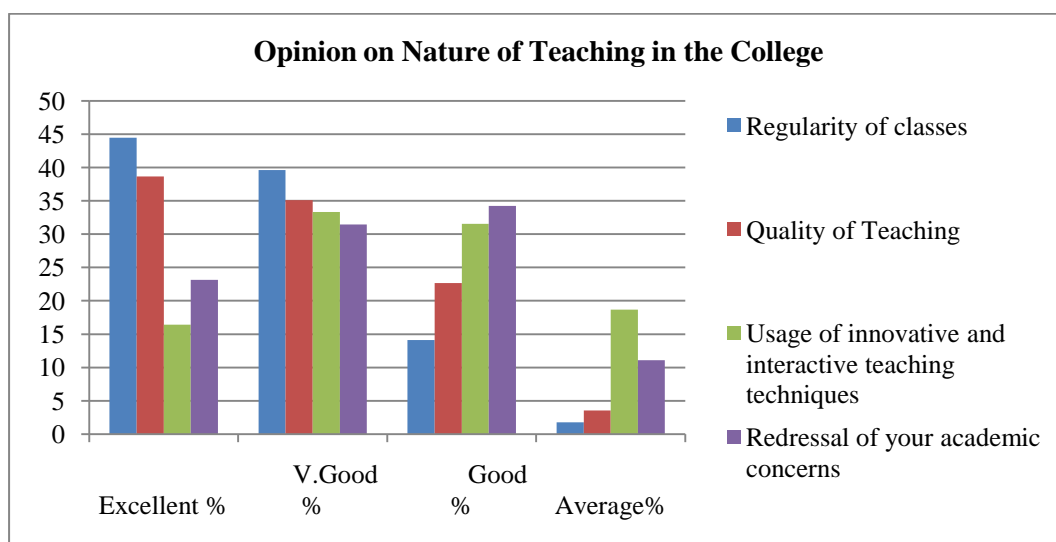
Kamala Nehru College

Student Satisfaction Survey (2018-19)

1) Opinion on Nature of Teaching in the College

Table 1) Opinion on the Nature of Teaching in the College- Scale in Percentage (%)

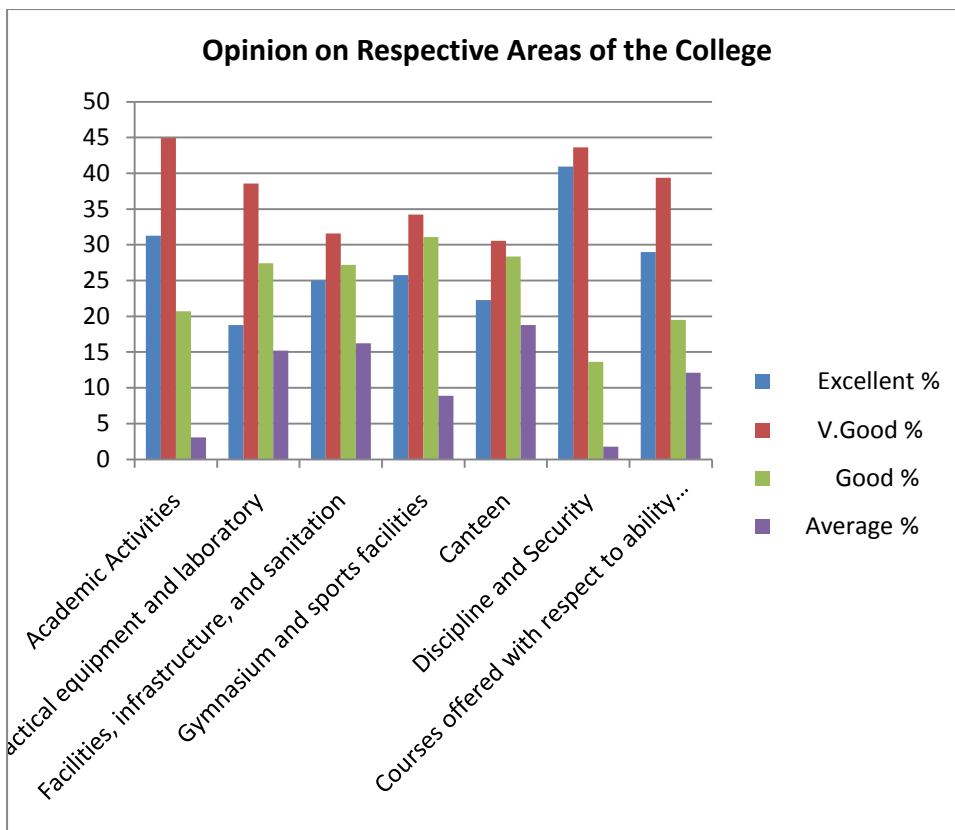
	Excellent %	V.Good %	Good %	Average %
Regularity of classes	44.49	39.64	14.09	1.76
Quality of Teaching	38.66	35.11	22.66	3.55
Usage of innovative and interactive teaching techniques	16.44	33.33	31.55	18.66
Redressal of your academic concerns	23.14	31.48	34.25	11.11



2) Opinions on Respective Areas of the College

Table 2 Opinions on Respective Areas of the College -Scale in Percentage (%)

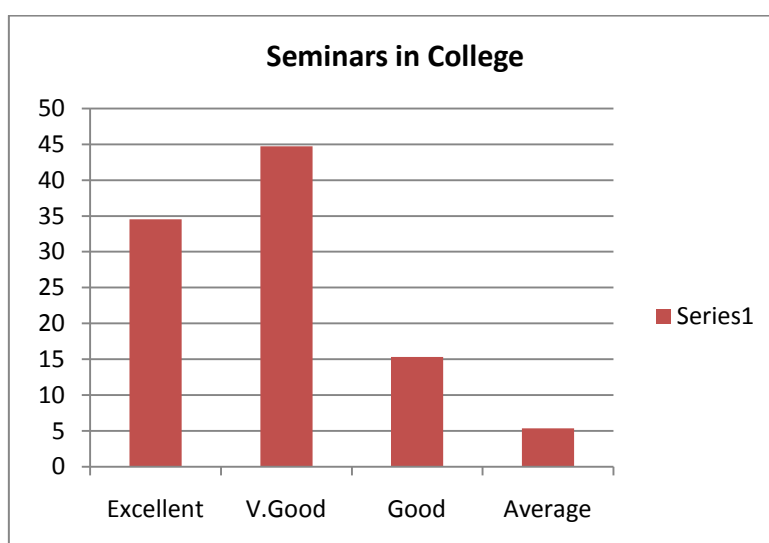
	Excellent %	V.Good %	Good %	Average %
Academic Activities	31.27	44.93	20.7	3.08
Practical equipment and laboratory	18.78	38.57	27.41	15.22
Facilities, infrastructure, and sanitation	25	31.57	27.19	16.22
Gymnasium and sports facilities	25.77	34.22	31.11	8.88
Canteen	22.27	30.56	28.38	18.77
Discipline and Security	40.96	43.61	13.65	1.76
Courses offered with respect to ability and skill enhancement	29	39.39	19.48	12.12



3) Seminars in College

Table 3) Seminars in College (%)

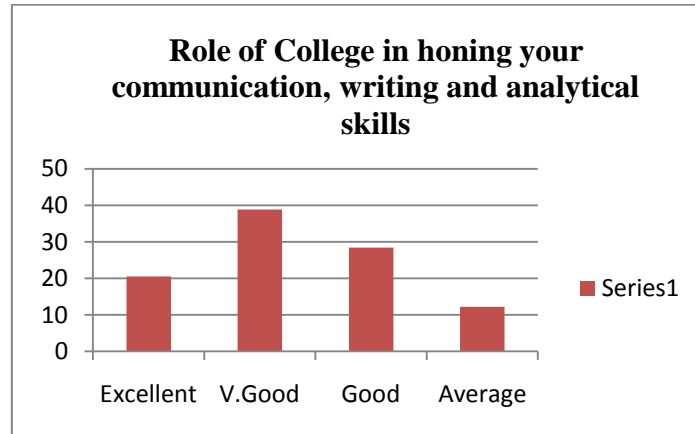
Excellent	V.Good	Good	Average
34.54	44.73	15.35	5.36



4) Role of the college in honing your communication, writing, and analytical skills

Table 4) Role of the college in honing your communication, writing, and analytical skills (%)

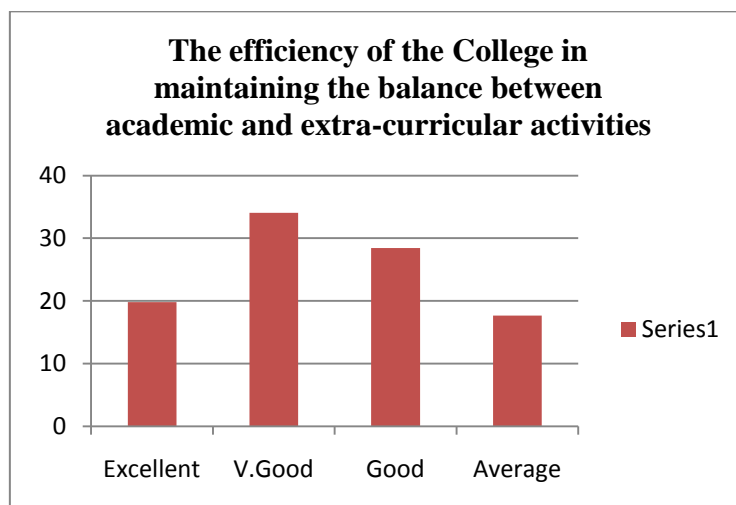
Excellent	V.Good	Good	Average
20.52	38.86	28.38	12.22



5) The efficiency of the College in maintaining the balance between academic and extra-curricular activities

Table 5) The efficiency of the College in maintaining the balance between academic and extra-curricular activities (%)

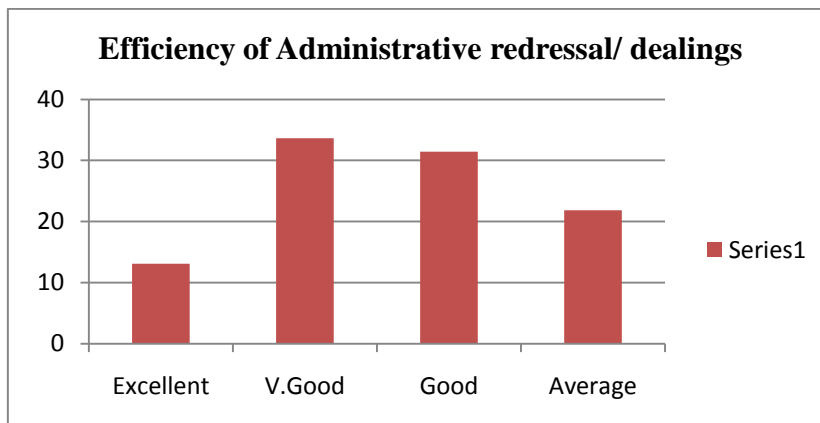
Excellent	V.Good	Good	Average
19.82	34.05	28.44	17.67



6) Efficiency of Administrative redressal/dealings

Table 6) Efficiency of Administrative redressal/dealings (%)

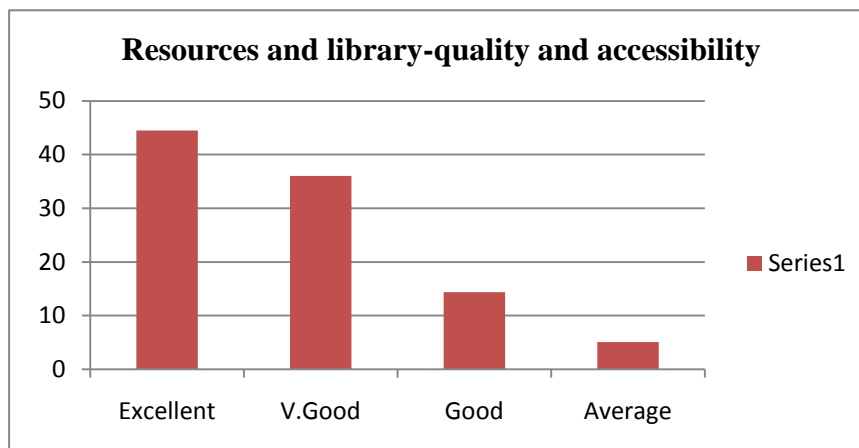
Excellent	V.Good	Good	Average
13.1	33.62	31.44	21.83



7) Resources and library - quality and accessibility

Table7) Resources and library - quality and accessibility

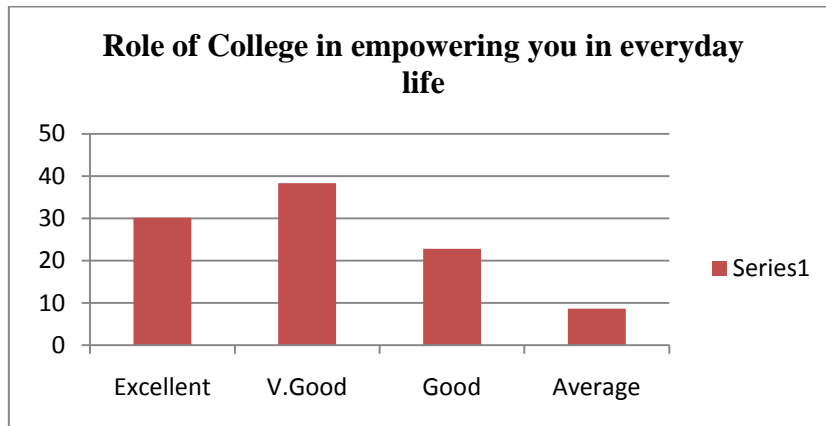
Excellent	V.Good	Good	Average
44.49	36.01	14.4	5.08



8) Role of the college in empowering you in everyday life

Table 8) Role of the college in empowering you in everyday life (%)

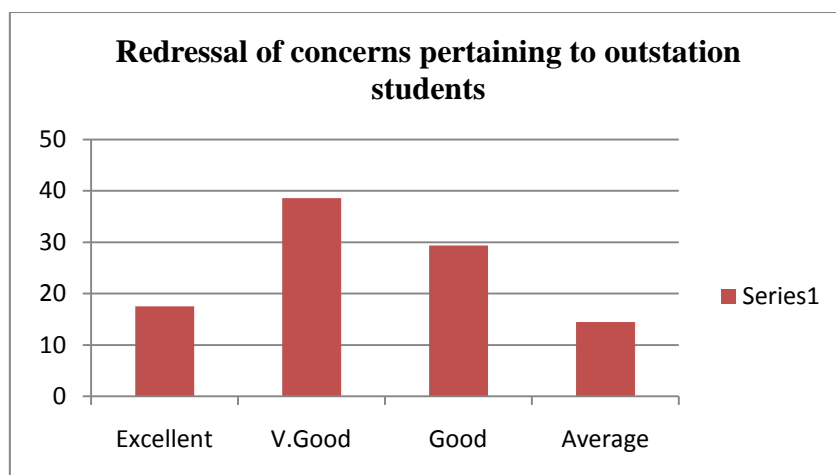
Excellent	V.Good	Good	Average
30.13	38.35	22.83	8.67



9) Redressal of concerns pertaining to outstation students

Table 9) Redressal of concerns pertaining to outstation students (%)

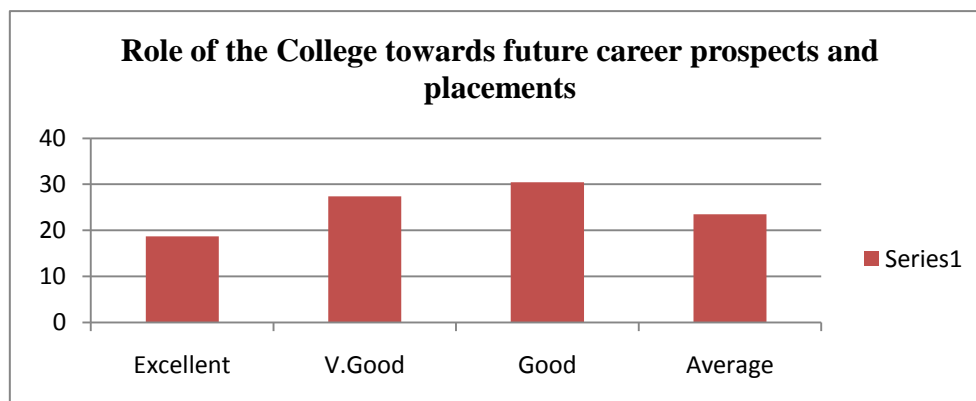
Excellent	V.Good	Good	Average
17.54	38.59	29.38	14.47



10) Role of college towards future career prospects and placements

Table 10) Role of college towards future career prospects and placements (%)

Excellent	V.Good	Good	Average
18.69	27.39	30.43	23.47



Student Satisfaction Survey

The Student Satisfaction Survey (SSS) was conducted by the College among students across all disciplines to assess their level of satisfaction with respect to several broad parameters related to academic activities; availability of infrastructure; maintenance of discipline and security; skill enhancement; co-curricular activities; efficiency of administrative dealings; career prospects and so on.

The results show that a majority of the students of KNC feel that the College provides them with a platform which instils in them a sense of empowerment; as 68 percent of the students (of which 30 percent rated excellent and 38 percent rated very good) expressed a high level of satisfaction to ascertain that the College empowers them in everyday life. Another parameter which the students report high satisfaction for is the impeccable record of the College in setting high academic standards which is ensured through regularity of classes; quality of teaching and adoption of innovative practices in teaching. The College also has an excellent record of discipline and maintenance of security in the college premises which the students appreciate and acknowledge; as over 40 percent have rated it as excellent. Another hallmark of the College is its infrastructure particularly the Library which is well equipped with books and reading material.

Around 44 percent of the students find library quality and accessibility to be excellent. Furthermore, the students have also reported that the College provides them with adequate skills and helps to maintain a healthy balance between academic and extracurricular activities.

The students are the most important stake holders of an educational institution and therefore, the College treats the SSS as critical for improving the quality of the Institution and is committed to take constructive steps to act on the feedback provided by the students. The IQAC team encourages teachers to adopt more innovative practices in teaching through workshops, faculty development programmes; adoption of ICT and the use of e-resources. The College is committed to redress the concerns of the outstation students for which faculty members play a mentoring role. Besides, the College has appointed a counsellor and also sensitises the administration periodically to address the problems of all students promptly. Another important area where the IQAC team is putting emphasis on is the role of the Placement Cell so that students are able to make informed choices about their career. To achieve this, coordinators are being encouraged to seek more collaboration from the industry, academia and the corporate sector and their efforts are being periodically reviewed by the college administration.

Students' Feedback 2018

QUESTIONNAIRE

1. How would you assess the nature of teaching in your department?
 - a) Regularity of classes
 - b) Quality of teaching
 - c) Usage of innovative and interactive teaching techniques
 - d) Redressal of your academic concerns
2. How would you assess the College in the respective areas?
 - a) Courses offered with respect to ability and skill enhancement
 - b) Academic activities
 - c) Practical equipment and laboratory
 - d) Facilities, infrastructure, and sanitation
 - e) Gymnasium and sports facilities
 - f) Canteen
 - g) Discipline and security
3. Scheduling of assignments, class-tests, presentations, projects, practical, and seminars in your

department.

4. Role of the college in honing your communication, writing, and analytical skills
5. Efficiency of the College in maintaining the balance between academic and extra-curricular activities
6. Efficiency of Administrative redressal/dealings
7. Resources and library - quality and accessibility
8. Role of the college in empowering you in everyday life
9. Redressal of concerns pertaining to outstation students
10. Role of college towards future career prospects and placements

*Options: average, good, very good, excellent

*Only students with 67% and above attendance are allowed to undertake the survey.

Student Satisfaction Survey		
Sl. No.	Department	Number of Students
	B. Com (Hons.)	15
	B.A.Prog	14
	B.com (Prog)	15
	Economics	15
	English	15
	Geography	14
	Hindi	12
	History	15
	Journalism	15
	Mathematics	15
	Philosophy	14
	Physical Education	13
	Political Science	12
	Psychology	15
	Sanskrit	14
	Sociology	15
	Total	228